



Sustainability Outlook: What's on Our Radar for 2026

KOFI MBUK, Ph.D.

+ Climate and Environmental
Research Lead, Sustainability

CHRIS MCKNETT

+ Head of Sustainability Strategy,
Research and Integration

HENRIETTA PACQUEMENT, CFA

+ Fixed Income COO and
Head of Sustainability



Heading into 2026, we see three powerful trends for investors to watch:

01: Data center and AI infrastructure escalate

02: Natural gas makes a comeback

03: The race for rare earth materials intensifies

Surging artificial intelligence (AI) workloads have driven billions of investment dollars into data infrastructure, lifting valuations across utilities, semiconductors, and power generation assets. Rapid advances in AI and the continued electrification of industries are pushing energy demand well above historical trends, attracting capital flows into both traditional and next-generation supply solutions. Rising energy demand is reviving investment in natural gas, tightening liquified natural gas (LNG) supply chains, and widening spreads in European and Asian gas markets. Meanwhile, the scramble for rare earths is redirecting capital toward mining and critical-mineral plays, as geopolitical constraints in China and Africa are elevating supply-risk premiums.

What might this mean for investment and global sustainability outcomes?



01: Data center and AI infrastructure escalates

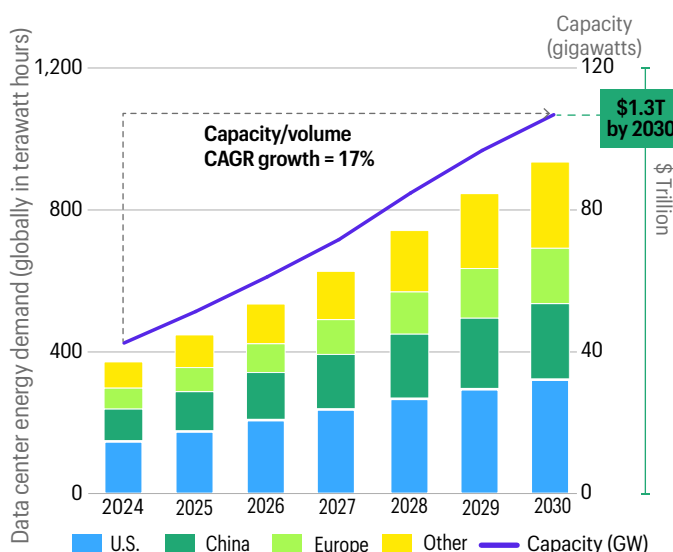
By the end of 2026, global power demand from data centers is projected to rise 19% over 2025 levels (Figure 1), driven by explosive growth in AI, cloud computing, and digital infrastructure. This surge is reshaping global energy markets as data centers are one of the fastest-growing sources of electricity demand, led by the U.S., China, and Europe. Emerging markets are also stepping into the spotlight as hubs for new construction, partnering with Asian AI and cloud firms to meet the surge in processing capacity at lower operating costs.

The upside lies in sustained investment momentum across utilities, gas infrastructure, and grid capacity expansion, while the downside risks stem from energy price volatility, grid congestion, and slower permitting for new capacity. As the balance between digital growth and power supply tightens, data infrastructure is now a core investment frontier for 2026, linking energy reliability directly to technological competitiveness.

Global expansion with emerging market tailwinds

- Global data center electricity demand is projected to rise 74% between 2024 and 2026 and a further 70%+ by 2030 relative to 2026 output (Figure 1). Annual investment in data center infrastructure build-out is expected to reach \$1.3 trillion by the end of 2030, reflecting the accelerating convergence of AI, cloud computing, and digital infrastructure expansion. This rapid growth underpins the need for a broader range of financing options across equity, debt, and project finance markets.
- Emerging markets are forming deep partnerships with Asian AI and cloud firms. In 2025, Indonesia's **Telkom** partnered with **Huawei** to accelerate the adoption of AI utilization by agreeing to build one of the largest data center hubs in the region.¹ **Adani Group** and **Yotta Infrastructure** are partnering with **Tencent Cloud** to expand India's data center and cloud system, combining hyperscale infrastructure, sovereign cloud services, and advanced AI capabilities to position India as a regional hub for digital and AI solutions.
- Africa's data center capacity is set to quadruple by 2030 (307MW to 1,200MW),² driven by rapid investment from **Africa Data Centres**, **Liquid Intelligent Technologies**, **Raxio Group**, and other operators. This market, currently valued at \$1.25 billion in 2024, is projected to reach \$3 billion by 2030, reflecting surging demand for AI, cloud, and digital infrastructure across key hubs such as **Nigeria**, **Kenya**, and **Ghana**.³
- The AI boom is already overwhelming power grids worldwide, driving up power prices and curtailment losses, creating near-term opportunities in localized generation, grid storage, and transmission upgrade.

FIGURE 1: DATA CENTER ELECTRICITY DEMAND, CAPACITY, & COST FORECAST



Sources: BloombergNEF and Allspring, as of July 2025. \$1.3 trillion by 2030 represents the cost forecast to build data center infrastructure only.



By 2030, data centers could consume **7–8% of global electricity**, compared with just 2% in 2023.⁴


Global AI and data center investment is projected to reach **\$6.7 trillion by 2030**, with data centers making up 19%.⁵



Themes we're watching in 2026

We're tracking the convergence of AI, power infrastructure, and the energy transition as a defining macroeconomic theme for 2026. That includes expanding portfolio exposures to listed utilities, grid enablers, and power equipment manufacturers poised to benefit from accelerating AI-related electricity demand. On the credit side, we're monitoring the uptick in leverage among major data center operators such as [Meta](#), [Oracle](#), and [Alphabet](#)—which were among the largest issuers in global bond markets in 2025 and raised a record \$75 billion in investment-grade debt to fund AI and digital infrastructure expansion.⁶ While this represents a notable increase in borrowing, these companies currently are conservatively capitalized relative to sector norms, with leverage ratios still well below levels that would materially pressure credit quality. Nonetheless, the trend warrants close attention as balance sheets evolve alongside aggressive capital expenditure plans.

- Could issuers tied to the AI and data center boom face downside risk from rising emissions and worsening decarbonization trajectory as they expand aggressively into this sector?
- If grid operators cannot deliver the required power on demand, how will delays, higher financing needs, and forced alternative generation (e.g., batteries) reshape the financial risk profiles of both utilities and data center developers?
- As AI-ready infrastructure accelerates across emerging markets, which criteria should be applied to identify credible issuers with strong, verified balance sheets that can deliver sustainable returns in this evolving digital ecosystem?

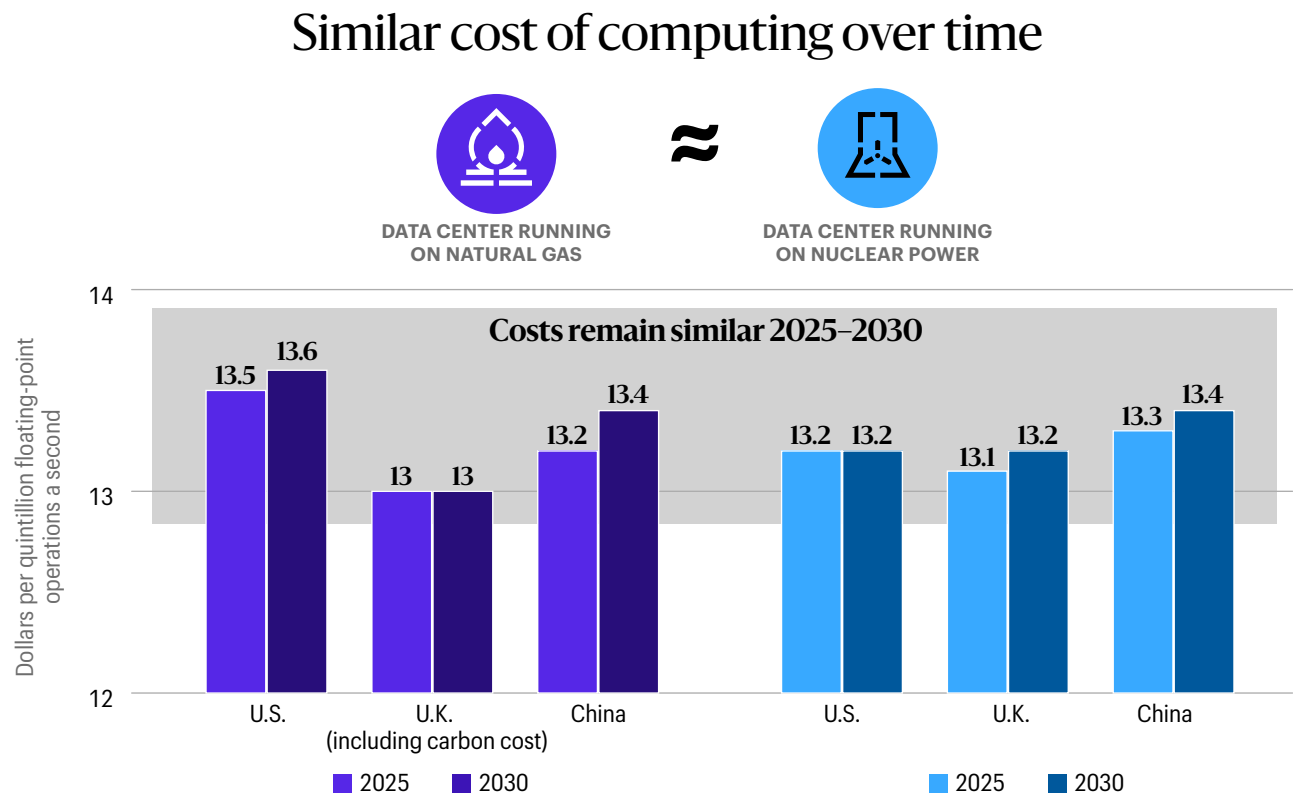


02: Natural gas makes a comeback

After three years of steep declines, natural gas has made a strong return as a cornerstone of global energy supply, driven by recovering industrial demand, the AI-led data center boom, growing needs for grid stability, and falling prices—down roughly 65% in the U.S. and 80% in Europe from 2022 to 2024.⁷ With data centers now among the fastest-growing energy consumer, natural gas has reemerged as a practical and scalable transition fuel to meet near-term power needs while renewable capacity catches up.

Figure 2 compares the energy costs for gas- and nuclear-powered data centers (known as the levelized cost of computing). The cost is roughly equivalent to around \$13 ±5% per unit,⁸ but gas-powered centers hold a short-term price and deployment advantage. They can be built faster and scaled more easily and can offer flexible backup for intermittent renewables. This gives natural gas a competitive edge in today’s energy-constrained market. For investors, this marks a shift toward transition-aligned gas assets, LNG infrastructure, and flexible grid projects that can deliver stable returns and complement clean energy portfolios.

FIGURE 2: COMPARING GAS AND NUCLEAR LEVELIZED COST TO COMPUTE

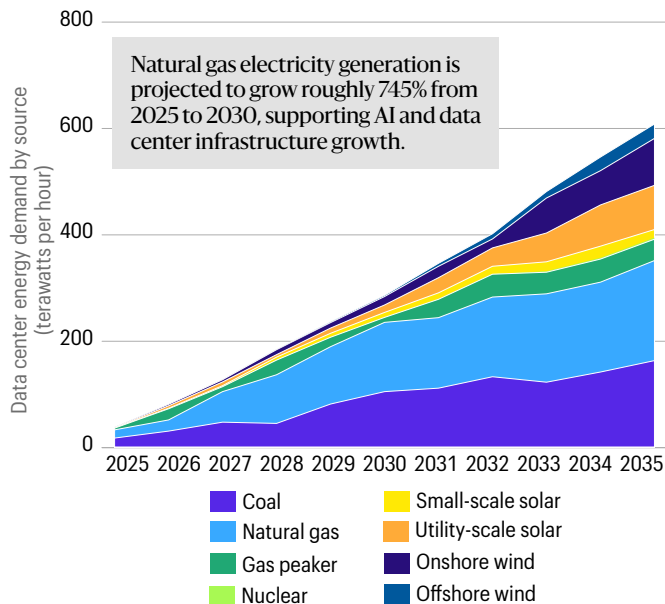


Sources: Thunder Said Energy, BloombergNEF, and Allspring as of June/July 2025

Gas rebound and infrastructure expansion

- Global LNG trade has entered a major expansion cycle, with U.S. exports projected to rise 30% by 2027 as Texas and Louisiana add over 60 million tons of capacity annually.⁹ Europe's LNG import capacity is expected to grow by more than 30% by 2030 (from 2025 levels) through regasification projects (which convert LNG to natural gas) in **Germany**, **the Netherlands**, and **Poland**. We see this as a structural shift toward a more diversified and secure gas supply.¹⁰
- Natural gas capacity for data center usage is expected to increase 745% from 2025 to 2030, illustrating its role as the fastest-growing dispatchable power source in the AI era (Figure 3).
- Global gas storage investment is estimated to grow 31% between 2024 and 2030,¹¹ with new capacity concentrated in **China**, **India**, and **the Middle East**, providing a critical hedge against seasonal volatility.
- Over 60% of new large-scale data centers built between 2025 and 2030 are expected to rely partially or fully on gas-fired power or grid-mix sources with significant gas input,¹² highlighting the fuel's critical role in bridging renewable intermittency and ensuring continuous compute uptime.

FIGURE 3: INCREMENTAL ENERGY NEEDED TO MEET DATA CENTER DEMAND



Sources: BloombergNEF and Allspring as of July 2025



Global natural gas investment is expected to surpass **\$1.1 trillion by 2030**.¹³


According to Bloomberg, **many cyclical energy stocks were up > 10% for 2025** (e.g., **ExxonMobil**, **Shell**), fueled by AI power demand, industrial rebound, and energy security momentum.



Themes we're watching in 2026

Allspring is closely tracking how the resurgence of natural gas intersects with the AI infrastructure boom and energy transition. Through our proprietary Climate Transition Framework, we aim to identify the most resilient issuers and assets positioned to help deliver stable returns while aligning with global decarbonization goals. Our focus is on structural drivers of gas demand, policy shifts, and credit conditions shaping investment opportunities across utilities, infrastructure, and transition-linked assets.

- How will rising AI-related power demand influence gas utilization rates and investment in new natural gas capacity?
- Which utilities and LNG exporters are best positioned to benefit from the rebound in gas prices while managing long-term carbon exposure?
- Will credit spreads continue to tighten for gas-linked issuers demonstrating credible transition strategies and carbon capture deployment?



03: The race for rare earth materials intensifies

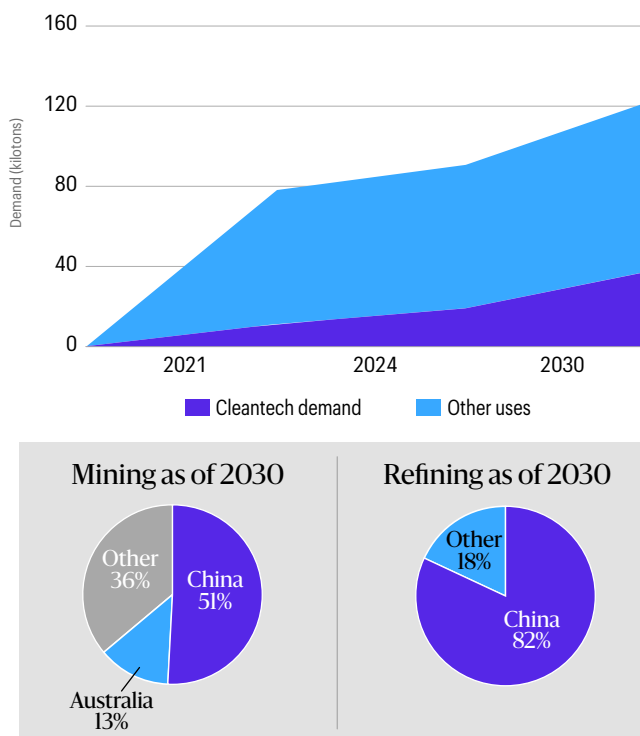
Acquisition of rare earths and critical minerals has become one of the defining undercurrents of the global AI and digital infrastructure boom. These materials are not only essential for hyperscale data centers—powering and cooling AI servers with elements like neodymium, praseodymium, dysprosium, and terbium—but also critical for defense applications and national security. Their strategic importance has intensified bilateral partnerships such as the \$8.5 billion U.S.–Australia agreements to co-invest in critical minerals and rare earth projects with the goal of reducing China’s dominance.¹⁴ According to the International Energy Agency, demand for rare earth elements is projected to rise by 35% from 2024 to 2030 (Figure 4), adding further pressure on availability for sectors like energy, consumer discretionary, health care, and materials.

The structure of the rare earth supply chain poses significant challenges for the global economy. By 2030, China is projected to control roughly 70% of global rare earth mining, 85% of refining capacity, and more than 90% of magnet production. This effectively positions China as the world’s gatekeeper for materials critical to AI computing and grid-scale power electronics.¹⁵ Since gaining a near-monopoly in rare earth materials, China introduced export controls in 2025 on select rare earth elements, tightening global supply chains for semiconductors, networking components, and advanced cooling systems critical to data centers.

China tightens supply of rare earths

- Investment in the critical mineral supply chain is expected to exceed \$2 trillion by 2050, with mining alone requiring up to \$800 billion of new capital.¹⁶
- China’s tightening export controls on key rare earths in 2025 triggered global supply constraints, pushing benchmark prices sharply higher and setting the stage for a 20–25% price increase by 2030 as demand from electric vehicles, wind turbines, and AI infrastructure accelerates.¹⁷
- Reshoring and state-led industrial strategies have become central to securing critical mineral supply chains, with governments in the **U.S.**, **Australia**, and the **European Union** deploying subsidies, strategic stockpiling, and bilateral agreements to reduce dependency on **China** and safeguard national security interests.
- Emerging markets have seen a surge. **Africa** and **Southeast Asia** attracted over \$1 billion in mining and processing investments in 2025, led by projects like Angola’s Longonjo and Malawi’s Songwe Hill. Emerging markets are positioned to supply roughly 10% of global rare earths by 2029¹⁸ as Western nations diversify away from China’s mining and refining dominance (Figure 4).

FIGURE 4: RARE EARTH DEMAND OUTLOOK & TOP PRODUCERS



China is projected to **control 51% of global rare earth mining and 82% of refining by 2030**, reinforcing its dominance in critical mineral supply chains.¹⁹



Themes we're watching in 2026

Allspring is tracking how the race for rare earths is shaping industrial policy, supply chain resilience, and investment positioning across the AI and clean technology sectors. We are assessing how mineral dependence, geopolitical maneuvers, and environmental risks influence issuer credit quality and long-term competitiveness. Our analysis focuses on producers, refiners, and diversified miners adapting to a market defined by scarcity, strategic stockpiling, and price volatility.

- How will China's dominance of global mining and refining affect supply stability and valuation for Western-listed producers?
- Which issuers, such as [Lynas Rare Earths](#), [MP Materials](#), [Energy Fuels Inc.](#), and [Iluka Resources](#), are best positioned to capture demand from data center supply chains? Will emerging producers in Africa ([Angola](#), [Tanzania](#), [Malawi](#), [South Africa](#), and [Madagascar](#)) attract sufficient capital to diversify supply and reduce geopolitical concentration risks from [China](#)?
- How might sustained price inflation in rare earths alter cost structures across semiconductors, magnets, and AI hardware manufacturers?
- Will institutional investors with climate objectives channel capital to mining companies, reversing underinvestment?

Focusing on long-term results

Allspring recognizes that surging AI workloads and the electrification of industries are reshaping global investment landscapes—driving unprecedented demand for data centers, semiconductors, and power generation while intensifying competition for rare earths critical to advanced computing and renewable technologies. Our sustainable investment strategies are designed to capture these structural shifts by allocating capital toward companies with credible decarbonization pathways and resilient cash flows while leveraging proprietary tools like ESGiQ (ESG Information Quotient) and the Climate Transition Framework to assess competitiveness in an AI-driven economy. By focusing on firms enabling the digital and energy transition—such as those innovating in data infrastructure, clean energy, and critical minerals—we aim to deliver strong, lasting outcomes for investors and support global sustainability objectives through 2026 and beyond.





For further information

We're committed to thoughtful investing, purposeful planning, and the desire to deliver outcomes that expand above and beyond financial gains.

Click or scan the QR code to check out Allspring's insights:



ENDNOTES

1. [Telkom Indonesia launches AI centre of excellence](#) | TelecomTV
2. [Africa data centres power up - Energy News Network](#)
3. [Africa Data Center Construction Market 2025-2030: Modular Data Centers are on the Rise, Offering Scalable, Energy-efficient Solutions for Gradual Expansion As Demand Increases - ResearchAndMarkets.com](#)
4. [Energy demand from AI – Energy and AI – Analysis](#) - IEA
5. [The cost of compute power: A \\$7 trillion race](#) | McKinsey
6. [Bank of America Just Issued a Stark Warning: The AI Boom Is Hitting a Cash Crunch](#)
7. Data from Bloomberg
8. An exaflop (EFLOP) is a unit of computing performance equal to one quintillion (10^{18}) floating-point operations per second, used to describe supercomputer speed.
9. [Global LNG Outlook 2024-2028 April 2024 \(Final\).pdf](#)
10. [Germany to spearhead LNG regasification capacity additions in Europe by 2030](#), the IEA & BloombergNEF
11. [Natural Gas Storage Market Size | Industry Report, 2030](#)
12. [New Energy Outlook](#) | BloombergNEF
13. [Executive summary – World Energy Investment 2025 – Analysis](#) - IEA
14. [US and Australia sign rare earths deal to counter China's dominance](#) - BBC News
15. [Rare Earth Elements, Explained](#) - Global X ETFs Europe
16. [Mining Industry Needs \\$2.1 Trillion Dollars in New Investment by 2050 to Meet Net-Zero Demand for Raw Materials, Finds BloombergNEF in New Report](#) | BloombergNEF
17. [Overview of outlook for key minerals – Global Critical Minerals Outlook 2025 – Analysis](#) - IEA
18. [Africa's rare earths could make up 9% of global supply by 2029 - MINING.COM](#)
19. [Rare earth elements – Analysis](#) - IEA

2026 SI OUTLOOK

CFA® and Chartered Financial Analyst® are trademarks owned by CFA Institute.

This marketing communication is for professional/institutional and qualified clients/investors only. Not for retail use. Recipients who do not wish to be treated as professional/institutional or qualified clients/investors should notify their Allspring contact immediately.

THIS CONTENT AND THE INFORMATION WITHIN DO NOT CONSTITUTE AN OFFER OR SOLICITATION IN ANY JURISDICTION WHERE OR TO ANY PERSON TO WHOM IT WOULD BE UNAUTHORIZED OR UNLAWFUL TO DO SO AND SHOULD NOT BE CONSIDERED INVESTMENT ADVICE, AN INVESTMENT RECOMMENDATION, OR INVESTMENT RESEARCH IN ANY JURISDICTION.

INVESTMENT RISKS: All investments contain risk. Your capital may be at risk. The value, price, or income of investments or financial instruments can fall as well as rise and is not guaranteed. You may not get back the amount originally invested. Past performance is not a guarantee or reliable indicator of future results.

Allspring Global Investments™ (Allspring) is the trade name for the asset management firms of Allspring Global Investments Holdings, LLC, a holding company indirectly owned by certain private funds of GTCR LLC and Reverence Capital Partners, L.P. These firms include but are not limited to Allspring Global Investments Luxembourg, S.A.; Allspring Funds Management, LLC; Allspring Global Investments, LLC; Allspring Global Investments (UK) Ltd.; Allspring Global Investments (Singapore) Pte. Ltd.; Allspring Global Investments (Hong Kong) Ltd.; and Allspring Global Investments (Japan) Ltd.

Unless otherwise stated, Allspring is the source of all data (which is current or as of the date stated). Content is provided for informational purposes only. Views, opinions, assumptions, or estimates are not necessarily those of Allspring or their affiliates and there is no representation regarding their adequacy, accuracy, or completeness. They should not be relied upon and may be subject to change without notice. Any benchmark referenced is for comparison purposes only, unless specified.

Distribution in the United States: Allspring companies include but are not limited to Allspring Global Investments, LLC, and Allspring Funds Management, LLC. Certain products managed by Allspring entities are distributed by Allspring Funds Distributor, LLC (a limited-purpose broker-dealer and Member FINRA/SIPC). Associated with Allspring is Galliard Capital Management, LLC (an investment advisor that is not part of the Allspring trade name and GIPS company reporting).

Distribution in the United Kingdom (UK): This content is issued by Allspring Global Investments (UK) Ltd. (Allspring UK), an investment management company authorized and regulated by the United Kingdom Financial Conduct Authority (FCA), and is a limited company registered in England and Wales, company registration 03710963 and registered office at 30 Cannon Street, 3rd Floor, London, EC4M 6XH, United Kingdom.

This content has been approved for distribution in the UK by Allspring UK for the purposes of Section 21 of the Financial Services and Markets Act 2000 (FSMA). Allspring UK does not provide services to retail clients, the FSMA rules for retail clients will not apply, and the United Kingdom Financial Services Compensation Scheme is not available. Unless otherwise stated, information does not contain investment advice, an investment recommendation, or investment research as defined under FCA regulations and therefore does not comply with the requirements for the provision of such services.

Distribution in the European Economic Area (EEA): This content is issued by Allspring Global Investments Luxembourg S.A. (Allspring Luxembourg), a *société anonyme* registered with the Luxembourg Trade and Companies Registry under number B192268, registered office at 33 rue de Gasperich, H20 Building Floor 2, L-5826 Hesperange, Grand Duchy of Luxembourg. Allspring Luxembourg is authorized and regulated by the Commission de Surveillance du Secteur Financier. Allspring Luxembourg has branches in Frankfurt, Paris, and Milan with permissions to distribute on a cross-border basis in the EEA.

Distribution in Switzerland: This information does not contain investment advice, an investment recommendation, or investment research, as defined under the Markets in Financial Instruments Directive (Directive 2014/65/EU (MiFID II)(EU MiFID)) and equivalent Swiss FINSA or FINMA rules and therefore does not comply with the requirements for the provision of such services.

Distribution in Australia: This document is provided to prospective investors and, by receiving it, each prospective investor is deemed to represent and warrant that it is a "wholesale client" (as defined in Australian Corporations Act 2001 (Cth) (Act)). Allspring Global Investments (UK) Ltd. (Allspring UK) is exempt from the requirements to hold an Australian financial services license under the Corporations Act 2001 in respect of the financial services it provides to wholesale clients in Australia. Allspring UK is regulated and supervised by the FCA under the laws of the United Kingdom, which differ from Australian laws. Allspring Global Investments, LLC (Allspring Investments), is exempt from the requirements to hold an Australian financial services license under the Corporations Act 2001 in respect of the financial services it provides to wholesale clients in Australia. Allspring Investments is regulated by the United States Securities and Exchange Commission under U.S. laws, which differ from Australian laws.

Distribution in New Zealand: This information does not constitute an offer of financial products for issue requiring disclosure to an investor under Part 3 of the Financial Markets Conduct Act 2013 (N.Z.) (the Financial Markets Conduct Act (N.Z.)) or an offer of any other financial services requiring disclosure under the Financial Markets Conduct Act (N.Z.). Allspring Global Investments is not offering or selling any financial products or financial services to any persons in New Zealand other than from offshore and other than to a person who is an "investment business" within the meaning of clause 37 of Schedule 1 of the Financial Markets Conduct Act (N.Z.), or meets the investment activity criteria specified in clause 38 of Schedule 1 of the Financial Markets Conduct Act (N.Z.), or is "large" within the meaning of clause 39 of Schedule 1 of the Financial Markets Conduct Act (N.Z.), or is a government agency within the meaning of clause 40 of Schedule 1 of the Financial Markets Conduct Act (N.Z.).

Distribution in Singapore: This advertisement has not been reviewed by the Monetary Authority of Singapore. This material and the information contained herein are for general information only. Nothing in this material is to be construed as an offer, solicitation, or recommendation to buy or sell or subscribe for any security, unit in a fund, or any other financial product or instrument or to enter into any transaction or to participate in any particular trading or investment strategy. This material does not constitute a prospectus, information memorandum, offering document, or any other document required to be approved by, registered with, or lodged with the Monetary Authority of Singapore. This material and the information contained herein do not constitute investment advice or take into account the specific investment objectives, financial situation, or particular needs of any person.

Please seek advice from your professional advisor(s) before making any financial or investment decisions. This material and the information contained herein are directed only at, and intended only for, institutional investors and accredited investors (both as defined under the Securities and Futures Act 2001 of Singapore) and other classes of investors for which Allspring Global Investments (Singapore) Pte. Ltd. (Allspring Singapore), a capital markets services license holder for fund management regulated by the Monetary Authority of Singapore, is licensed to serve. This material and the information contained herein are not intended for, and should be disregarded by, any retail investor. For institutional and accredited investors only.

Distribution in Hong Kong: This document is distributed in Hong Kong by Allspring Global Investments (Hong Kong) Ltd., which is a Hong Kong-incorporated company licensed and regulated by the Securities and Futures Commission to carry on Types 1 and 4 regulated activities, as defined in the Securities and Futures Ordinance (Cap. 571 The Laws of Hong Kong; the SFO), subject to the following conditions: It shall not hold client assets and it shall provide services only to professional investors (the terms "hold," "client assets," and "professional investors" are as defined in the SFO and its subsidiary legislation). There may be information relating to funds that are not authorized for retail distribution and are available only to qualified professional investors. This document is not intended for, and should not be relied on by, any person other than professional investors (as defined in the SFO or the Securities and Futures (Professional Investor) Rules (Cap. 571D of The Laws of Hong Kong)). Neither the issue of this document nor the information contained in it has been approved or reviewed by any regulatory authority in Hong Kong.

Distribution in South Korea: This document is distributed in the Republic of Korea by Allspring Global Investments, LLC, which is registered with the Financial Services Commission pursuant to the Financial Investment Services and Capital Markets Act (the Act) to conduct investment advisory and discretionary investment business with qualified professional investors (as defined in the Act). This document is not intended for, and should not be relied on by, any person other than qualified professional investors.

2026 SI OUTLOOK

Distribution in Japan: This information is a marketing communication, unless stated otherwise, for “qualified institutional investors,” as defined in Article 10 of the Cabinet Office Ordinance on Definitions under Article 2 of the Financial Instruments and Exchange Act of Japan. Not for retail use. This material and the information contained herein do not constitute and are not intended to constitute investment advice or an offer of securities and accordingly should not be construed as such. Any products or services referenced in this material may not be licensed or registered in all jurisdictions, and, unless otherwise indicated, no regulator or government authority has reviewed this material or the merits of the products and services referenced herein. This material and the information contained herein have been made available in accordance with the restrictions and/or limitations implemented by any applicable laws and regulations. This material is directed at and intended for “qualified institutional investors,” as defined in Article 10 of the Cabinet Office Ordinance on Definitions under Article 2 of the Financial Instruments and Exchange Act of Japan. This material is provided on a confidential basis for informational purposes only and may not be reproduced in any form. Allspring does not provide tax, legal, or accounting advice, and this material does not take an investor’s personal investment objectives or financial situation into account. Before acting on any information in this material, prospective investors should inform themselves of and observe all applicable laws, rules, and regulations of any relevant jurisdictions and obtain independent advice if required. This material is for the use of the named addressee only and should not be given, forwarded, or shown to any other person (other than employees, agents, or consultants in connection with the addressee’s consideration thereof).

Distribution in China: This material may not be provided, sold, distributed, or delivered to any person for forwarding or resale or redelivery, in any such case directly or indirectly, in the People’s Republic of China (the PRC, excluding Hong Kong, Macau, and Taiwan) in contravention of any applicable laws. This material does not constitute an offer to sell or the solicitation of an offer to buy anything referred to in the material, expressly or implied, in the PRC (excluding Hong Kong, Macau, and Taiwan) to any person to whom it is unlawful to make the offer or solicitation in the PRC.

Distribution in Taiwan: Any investment management and advisory services will be provided by Allspring, which does not hold the required licenses under the Taiwan law. The provision of any investment management and advisory services has not been and will not be approved by the Financial Supervisory Commission of Taiwan. Any transaction will be consummated outside of Taiwan. The clients within the territory of Taiwan may be required to comply with certain qualification requirements and restrictions as set forth in the relevant laws and regulations of the jurisdiction where Allspring is registered.

Distribution in Indonesia: Investment management and advisory services will be provided to Indonesian clients from an Allspring office located outside the territory of Indonesia. No services are provided in the territory of Indonesia. Allspring is not licensed under Indonesian laws or supervised by the Otoritas Jasa Keuangan.

Distribution in Thailand: This material, when distributed in Thailand, is intended only for institutional investors, as defined in the Notification of the Office of the Securities and Exchange Commission No. KorNor. 43/2549 Re: Investment management not considered as private fund management dated 27 December 2006 (as may be amended). It is solely for the use of such investors and shall not be distributed, forwarded, passed on, or disseminated to any other person.

Distribution in Canada: Allspring Global Investments, LLC (Allspring Investments), is not registered as an investment advisor in any of the Canadian provinces, is only authorized to provide investment advisory services in Canada pursuant to an exemption available to foreign investment advisors under Canada’s National Instrument 31-103 (NI 31-103), and can provide such services only to permitted clients as defined under NI 31-103. Allspring Investments is registered as an investment advisor with the United States Securities and Exchange Commission. Its head office is located at 1415 Vantage Park Drive, 3rd Floor, Charlotte, NC 28203, and, thus, substantially all of its assets are situated outside of Canada. As a result, there may be difficulty enforcing legal rights against Allspring because of the above, and investors are directed to Blakes Vancouver Services, Inc., Allspring Investments’ agent for service of process, in the event of any disputes at the following address, phone number, and email address: Blakes Vancouver Services, Inc., 595 Burrard Street, Suite 2600, Three Bentall Centre, Vancouver, BC V7X 1L3; tel: +604-631-3300; e-mail lisa.marchese@blakes.com.

Distribution in the Bahamas: The information provided herein is intended solely for the designated recipient thereof. It is not an offer to the public. The information contained herein is for general informational purposes and is not deemed an offer to the public. Advice of local counsel in connection with information contained herein is recommended.

Distribution in the Cayman Islands: Allspring is not regulated in the Cayman Islands and is not licensed or otherwise authorized to carry on business, including securities investment business, in or from the Cayman Islands.

Distribution in Chile: Allspring may not offer or provide any of the products or services in Chile. Allspring is not regulated by the Chilean authorities and participation in any product or service is an offshore investment activity that is not subject to any Chilean supervision and is not guaranteed by any regulatory or governmental agency in Chile.

Distribution in Peru: Allspring and the services offered are subject to the laws and jurisdiction of the United States and are not regulated or supervised by any Peruvian entity or government authority.