

For professional investors only, in Switzerland for qualified investors only – not for use by retail investors or advisers.

Middle-market opportunities in 2021



Roger Pim
Senior Investment Director

Such assets have delivered robust performance during the pandemic and are well-positioned to continue to do so in the challenging economic environment that will inevitably follow. Typically, infrastructure is able to generate sustainable, long-term yields as the assets are underpinned by regulation or long-term contracts. Infrastructure also benefits from strong downside protection, which limits volatility for investors. Furthermore, infrastructure assets span multiple sectors, frequently with high barriers to entry and strong market positions often providing essential public services, which support their defensive characteristics.

infrastructure across greenfield and brownfield opportunities. This compares with \$15.1 billion in 2019.⁴

Greater demand and competition

As a result of the large amounts of capital flowing into the asset class, we have witnessed increased levels of competition – particularly for larger transactions. Recent large deals in Europe have been for ‘trophy’ assets in the utilities or transportation

sectors which tend to attract high levels of competition. The strong demand and the availability of cheap debt financing have led to high valuations, especially for large transactions (over €1 billion). For example, a large state pension fund bought a minority stake in Peel Ports; and a large-cap infrastructure manager acquired a minority stake in Fastfiber, Altice’s Portuguese fibre optic network. Both acquisitions had an entry multiple over 20x earnings before interest, taxes, depreciation and amortisation (EBITDA).

Benefits of infrastructure

The infrastructure asset class continues to attract strong interest from investors. Many are drawn by the wide range of opportunities across the energy, transportation, utilities and digital sectors with the potential for long-term stable returns and strong yield. In addition, the prolonged period of low interest rates is forcing asset managers to consider alternatives to fixed income. This includes infrastructure investments as they share a number of the same fundamental characteristics. In 2020, unlisted infrastructure funds raised approximately €71 billion. This was below the record of €99 billion raised in 2019 but high relative to historical levels.¹

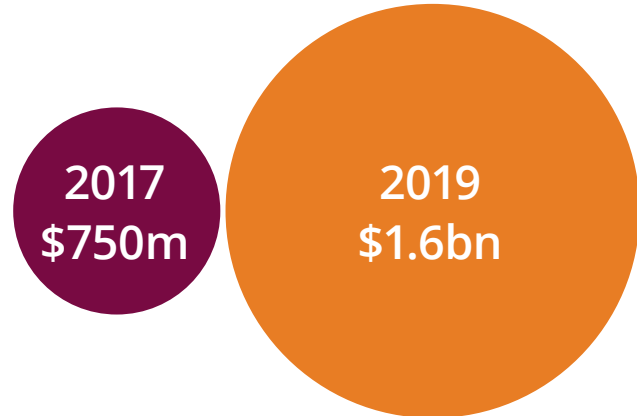
Given the ongoing challenges relating to Covid-19 and its impact on markets, many core infrastructure assets have become even more attractive to investors.

Growth in infrastructure

Given infrastructure’s growing popularity, the size and number of funds in the market have increased. The average unlisted infrastructure fund size has increased from \$750 million in 2017 to \$1.6 billion in 2019.² In particular, the volume of capital that large, global fund managers are raising is driving the change. In addition, the European infrastructure market has continued to attract many large sovereign wealth funds and public pension managers leading to increasing competition at the large-cap end of the market.

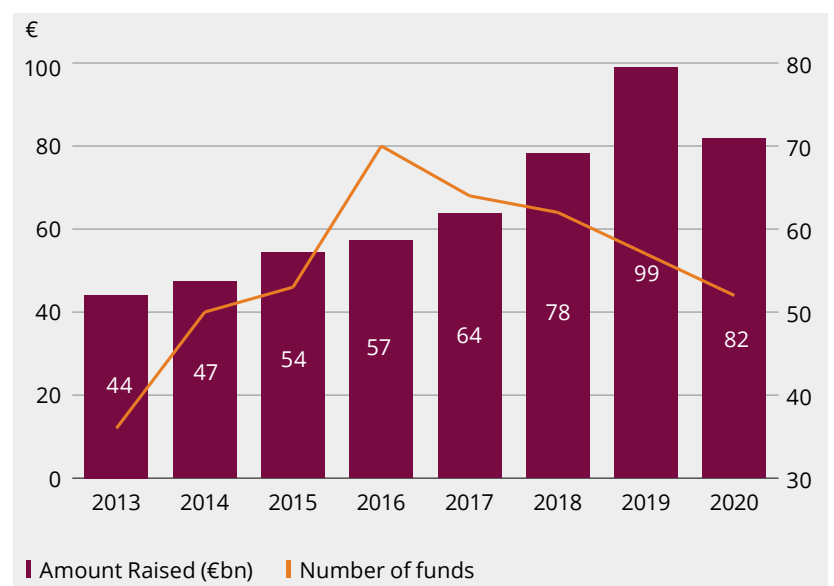
Infrastructure deal flow

Despite a slow start to the year due of Covid-19, activity picked-up towards the end of 2020. Investors committed \$161 billion³ to European



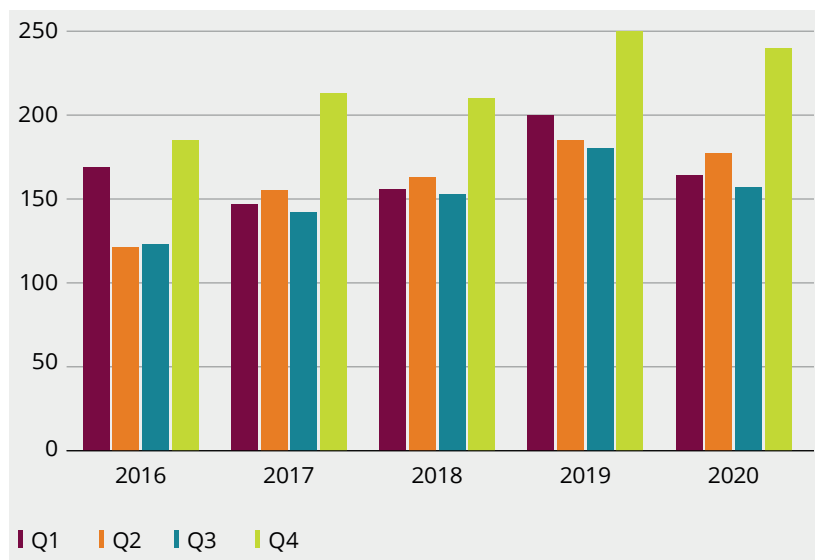
“Given the ongoing challenges relating to Covid-19 and its impact on markets, core infrastructure assets have become even more attractive to investors.”

Strong fundraising for infrastructure



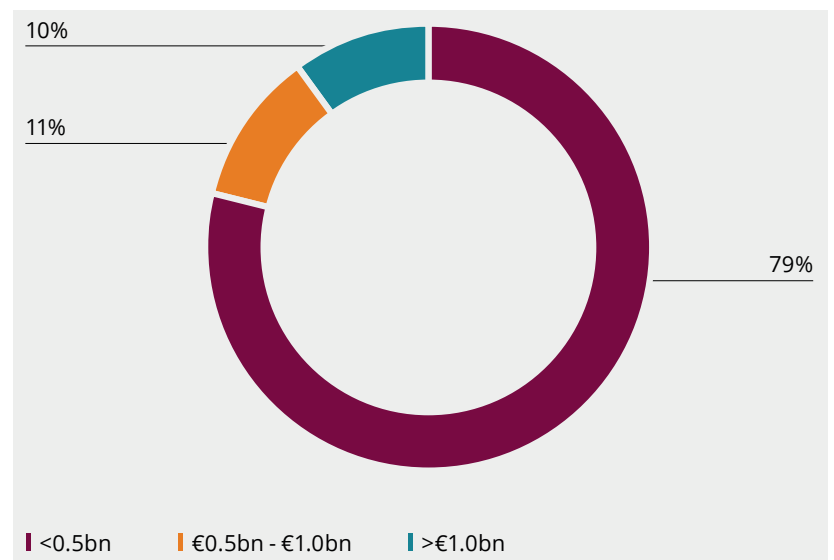
Source: Inframation news - Analytics, May 2021 (data based on period 2013 - 2020).

The number of European deals to reach financial close³



Source: Inframation news, March 2021 (data based on period 2016 - 2020).

Deal flow for small, mid and large-cap assets (%)



Source: Inframation news, March 2021 (data based on period March 2018 - Feb 2021).

Middle-market opportunities

In contrast, the middle market still provides ample opportunity to find value across a broad spectrum of opportunities. Furthermore, there are more transactions in the middle market, where the level of competition is lower enabling investors to deploy capital at more attractive prices.

Deal flow in the middle market has continued to robust. The Core infrastructure team at abrdn completed two investments, in Europe and in different sectors, during the latter part of 2020, despite Covid restrictions. Deal certainty in this area has often proven just as important to a seller

as the price, and a partnership can often be key to unlocking value.

We continue to look at opportunities across a range of sectors. This includes rail-rolling stock where we expect the liberalisation of the European rail market to provide significant opportunities to introduce new fleets of passenger trains across the continent. This builds on the success of the rolling-stock platform we have built in the UK over the last four-to-five years, alongside our strategic partner Rock Rail.

We also expect demand for renewable assets to continue to grow. Markets like the UK, France and Germany are already well-established and returns have

been compressed, particularly for operating assets. However, there remain significant opportunities in the renewables sector in Iberia, Italy, and Central and Eastern Europe. abrdn is already the largest private owner of ground-mounted solar photovoltaic plants in Poland, with significant potential to grow the investment through the purchase of additional plants from local developers. We believe that the investment offers better risk-adjusted returns than, for example, a similar project just over the border in Germany. Furthermore, we continue to see strong demand for digital infrastructure, given the traditional working environment has been disrupted by Covid-19.

across a range of sectors and geographies. Demand remains strong for infrastructure – particularly assets that can offer downside protection, which is leading to increased competition, particularly at the large-cap end on the market, however, we continue to see value and the ability to generate attractive returns for our investors in the mid-cap space.

FOOTNOTES:

- 1 Inframation news, March 2021
- 2 Inframation news, March 2021
- 3 Inframation news, March 2021
- 4 Includes brownfield, greenfield and refinancings. [Data is for 2020 but specific data can be found whenever the user wants from the website].

“The strong demand and the availability of cheap debt financing have led to high valuations, especially for large transactions (over €1 billion).”

The future of infrastructure

Uncertainty remains and there are undoubtedly a range of political and macro uncertainties that need to be closely monitored during the remainder of 2021 and into 2022. Despite this, we are excited by a strong pipeline of mid-market core infrastructure opportunities

Visit us online
abrdn.com



Important Information

The value of investments and the income from them can go down as well as up and investors may get back less than the amount invested. Past performance is not a guide to future results. For qualified investors or professional use only - Not for public distribution. This content is available in the following countries/regions and issued by the respective abrdn group members detailed below. abrdn group comprises abrdn plc and its subsidiaries: (entities current as at 27 September 2021) **Europe, Middle East and Africa United Kingdom (UK):** Aberdeen Asset Managers Limited, registered in Scotland (SC108419) at 10 Queen's Terrace, Aberdeen, AB10 1XL. Standard Life Investments Limited registered in Scotland (SC123321) at 1 George Street, Edinburgh EH2 2LL. Both companies are authorised and regulated in the UK by the Financial Conduct Authority. **Austria, Belgium, Cyprus, Denmark, Finland, France, Germany, Gibraltar, Greece, Iceland, Ireland, Italy, Luxembourg, Netherlands, Norway, Portugal, Spain, and Sweden:** Aberdeen Asset Managers Limited, registered in Scotland (SC108419) at 10 Queen's Terrace, Aberdeen, AB10 1XL, and Standard Life Investments Limited registered in Scotland (SC123321) at 1 George Street, Edinburgh EH2 2LL. Both companies are authorised and regulated by the Financial Conduct Authority in the UK. **Switzerland:** Aberdeen Standard Investments (Switzerland) AG. Registered in Switzerland (CHE-114.943.983) at Schweizergasse 14, 8001 Zürich. **Abu Dhabi Global Market ("ADGM"):** Aberdeen Asset Middle East Limited, 6th floor, Al Khatem Tower, Abu Dhabi Global Market Square, Al Maryah Island, P.O. Box 764605, Abu Dhabi, United Arab Emirates. Regulated by the ADGM Financial Services Regulatory Authority. For Professional Clients and Market Counterparties only. **Asia-Pacific Australia and New Zealand:** abrdn Australia Limited ABN 59 002 123 364, AFSL No. 240263. In New Zealand to wholesale investors only as defined in the Financial Markets Conduct Act 2013 (New Zealand). **Hong Kong:** abrdn Hong Kong Limited. This document has not been reviewed by the Securities and Futures Commission. **Japan:** abrdn Japan Limited Financial Instruments Firm: Kanto Local Finance Bureau (Kinsho) No.320 Membership: Japan Investment Advisers Association, The Investment Trusts Association, Type II Financial Instruments Firms Association, Japan Securities Dealers Association. **Malaysia:** abrdn Malaysia Sdn Bhd (formerly known as Aberdeen Standard Investments (Malaysia) Sdn Bhd), Company Number: 200501013266 (690313-D). This document has not been reviewed by the Securities Commission of Malaysia. **The People's Republic of China ("PRC"):** abrdn Private Fund Management (Shanghai) Company Limited (formerly known as Aberdeen Standard Asset Management (Shanghai) Company Limited) in the PRC only. Registered by Asset Management Association of China (AMAC) with the number of P1065987. **Taiwan:** Aberdeen Standard Investments Taiwan Limited, which is operated independently, 8F, No.101, Songren Rd., Taipei City, Taiwan Tel: +886 2 87224500. **Thailand:** Aberdeen Asset Management (Thailand) Limited. **Singapore:** Aberdeen Standard Investments (Asia) Limited, Registration Number 199105448E. **Americas Brazil:** abrdn is the marketing name in Brazil for Aberdeen do Brasil Gestão de Recursos Ltda. which is an entity duly registered with the Comissão de Valores Mobiliários (CVM) as an investment manager. **Canada:** Aberdeen Standard Investments ("ASI") is the registered marketing name in Canada for the following entities, which now operate around the world under the abrdn brand: Aberdeen Standard Investments (Canada) Limited, Aberdeen Standard Investments Luxembourg S.A., Standard Life Investments Private Capital Ltd, SL Capital Partners LLP, Standard Life Investments Limited, Aberdeen Standard Alternative Funds Limited, and Aberdeen Capital Management LLC. Aberdeen Standard Investments (Canada) Limited, is registered as a Portfolio Manager and Exempt Market Dealer in all provinces and territories of Canada as well as an Investment Fund Manager in the provinces of Ontario, Quebec, and Newfoundland and Labrador. **United States:** abrdn is the marketing name for the following affiliated, registered investment advisers: Aberdeen Standard Investments Inc., Aberdeen Asset Managers Ltd., Aberdeen Standard Investments Australia Ltd., Aberdeen Standard Investments (Asia) Ltd., Aberdeen Capital Management LLC, Aberdeen Standard Investments ETFs Advisors LLC and Aberdeen 3Standard Alternative Funds Limited.